

# TUNDRA

## Inverters



**FREE EXTENDED WARRANTY\***

\*Conditions apply. See back page for details

## POWER INVERTERS 12 VOLTS

# M SERIES

M1500 - M2000



### TRUCK SERIES POWER INVERTERS



Tundra's M SERIES are the most reliable and efficient modified sine wave inverters on the market. With a precisely regulated output voltage, they provide industrial-strength power for a wide variety of appliances and electronic equipment. Available in power ranges of up to 3000 watts continuous AC power output, they are lightweight, yet rugged enough for the toughest mobile environments such as commercial trucks and mobile workshops.

**PERFORMANCE.**  
**RELIABILITY.**  
**DURABILITY.**

- HEAVY DUTY DESIGN
- 120 V CONTINUOUS DUTY
- 93% OUTPUT EFFICIENCY
- OVERLOAD PROTECTION
- LOW BATTERY PROTECTION TO GUARANTEE ENGINE START
- REVERSE POLARITY PROTECTION



**EXCLUSIVE**

#### POWER SAVING TECHNOLOGY

Prevents catastrophic and costly battery drainage by triggering a complete shutdown after 1 hour in error code mode.

#### TIME DELAY TECHNOLOGY

Battery protections are activated after a 30-second delay to prevent unintentional shutdown of the inverter during engine start-up. Keeps CPAPs « ON » in AUTO-START mode.

# POWER INVERTERS

MODIFIED SINE WAVE

# TUNDRA


*Inverters*

## M SERIES (12 V) - 1500 & 2000 W

MODEL	<b>M1500</b>	<b>M2000</b>
TYPE	POWER INVERTER	POWER INVERTER
TUNDRA PN.	TUN112005	TUN112006

### Specifications

Continuous output power	1500 W	2000 W
Peak output power	3000 W	4000 W
Input voltage (nominal)	12 VDC	12 VDC
Output voltage	120 VAC +/- 3%	120 VAC +/- 3%
Output waveform	Modified	Modified
DC efficiency (peak)	90%	90%
AC efficiency (peak)	93%	93%
Operating temperature	-30° to 131°F	-30° to 131°F
LCD multidata monitor	Liquid crystal display (LCD)	Liquid crystal display (LCD)
Construction	Aluminium	Aluminium
Unit dimensions - Imperial (in)	15.9 7.1 x 3.5	16.9 7.1 x 3.5
Unit dimensions - Metric (cm)	40.4 x 18.0 x 9.0	43.0 x 18.0 x 9.0
Unit weight (lbs./kg)	8.0 / 3.6	8.8 / 4.0
Shipping dimensions - Imperial (in)	19.9 x 11.5 x 7.2	19.9 x 11.5 x 7.2
Shipping dimensions - Metric (cm)	50.5 x 29.0 x 18.3	50.5 x 29.0 x 18.3
Shipping weight (lbs./kg)	10.8 / 4.9	11.8 / 5.4
Warranty	1 year + 1-year option*	1 year + 1-year option*



## OPTIONAL INSTALLATION KITS

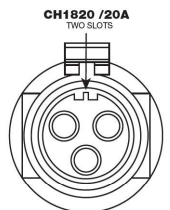
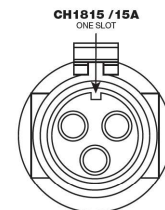
### CM SERIES – COMPLETE BATTERY WIRING SETS

26 MODELS AVAILABLE



### CH SERIES – OEM 120V CONVERSION HARNESSES

RETROFIT ANY POWER INVERTERS - 2 OPTIONS



### TERMS & CONDITIONS

Power inverters must be installed using a matching CM Series Wiring kit.

For more information, please visit our website at [tundrainverters.com/en/warranty](http://tundrainverters.com/en/warranty)